

Technical Data



Volkswagen

# The Polo GTI



## Models

| Models with petrol engine |  | Gearbox | Doors                           | Power kW (PS) | Fuel consumption <sup>1)</sup> | CO <sub>2</sub> -emissions <sup>2)</sup> | Efficiency class <sup>3)</sup> |   |
|---------------------------|--|---------|---------------------------------|---------------|--------------------------------|--|--------------------------------|---|
| Polo GTI                  |  | TSI PPF | 6-speed                         | 4             | 147 (200)                      | 8.2/5.2–5.1/6.3                          | 144–142                        | D |
|                           |  | TSI PPF | 6-speed DSG dual-clutch gearbox | 4             | 147 (200)                      | 7.3/5.5–5.4/6.2–6.1                      | 141–138                        | C |

## Equipment overview

### Equipment in the Polo GTI which is additional to or differs from the equipment in the Polo Trendline

|  |   |
|--|---|
| <b>Exterior and wheels</b>   | - four 7.5 J x 17 Milton Keynes alloy wheels in Black, burnished finish, 215/40 R 17 tyres, wheel security system with enhanced anti-theft protection |
|  | - chrome twin tailpipe, on the left   |
|  | - colour-keyed exterior mirror housing and door handles   |
|  | - LED tail light cluster, dark red  |
|  | - bumper in a sporty design, honeycomb air vents, black side skirts   |
| <b>Interior</b>  | - pockets on the front seat backrests   |
|  | - ambient lighting (mono-coloured) in the door trims and in the dash panel  |
|  | - vehicle wallet holder under the driver seat   |
|  | - chrome trims on the mirror adjustment and window regulator switches, and on front vents on the driver and front passenger sides                     |
|  | - Titanium Black headliner  |
|  | - decorative trims in Velvet Red for the dash panel and front door trims  |
|  | - aluminium front sill panel trims, with GTI lettering  |
|  | - leather trim handbrake lever  |
|  | - foamed dash panel   |
|  | - lumbar support on front seats   |
| - front centre armrest, longitudinally adjustable, with storage box, 2 USB ports at rear |   |

Fuel consumption in litres/100 km: between 6.3 and 6.1 (combined); CO<sub>2</sub> emissions in g/km: between 144 and 138 (combined); efficiency classes: D to C.

1) Fuel consumption in litres/100 km: urban/extra-urban/combined.

2) CO<sub>2</sub> emissions in g/km: combined.

3) Efficiency classes evaluate vehicles on the basis of CO<sub>2</sub> emissions, taking into account the vehicle's unladen weight. Vehicles corresponding to the average are given a D rating.

A+, A, B or C ratings are given to vehicles which are better than the present-day average and E, F or G to those below that average.

All engines listed comply with the Euro 6 emissions standard.

All petrol engines listed are fitted with a petrol particulate filter

DSG® and TSI® are registered marks of Volkswagen AG and other companies in the Volkswagen Group in Germany and in other countries.

The fact that a mark is not shown with an ® sign in this document cannot be interpreted to mean that this mark is not a registered mark and/or that this mark can be used without prior approval in writing from Volkswagen AG.

iPad, iPhone and iPod are registered brands of Apple Computer International.

Our vehicles are fitted with summer tyres as standard. For more information, please contact your Volkswagen Dealer.

All data given here is in accordance with the information available at the time of going to print and is based on the German market.

## Equipment overview

### Equipment in the Polo GTI which is additional to or differs from the equipment in the Polo Trendline

|                                |   |
|--------------------------------|---|
| <b>Interior</b><br>(continued) | - leather trim multifunction steering wheel (for models with a manual gearbox)  |
|                                | - leather trim multifunction steering wheel with paddles (for models with a DSG dual-clutch gearbox)  |
|                                | - brushed stainless steel pedals  |
|                                | - solid rear seat bench, asymmetrically split-folding backrest  |
|                                | - aluminium/leather combination gear knob   |
|                                | - Clark pattern cloth seat upholstery   |
|                                | - textile floor mats in the front and rear  |
|                                | - premium front sports seats  |
|                                | - heated front seats with height adjustment   |
| <b>Safety</b>                  | - fog lights and cornering light  |
|                                | - disc brakes in front and rear, with red brake callipers   |
| <b>Operating equipment</b>     | - 2 LED lights in the front footwell  |
|                                | - 4 loudspeakers  |
|                                | - electrically adjustable and heated exterior mirrors   |
|                                | - Park Distance Control – warning signals in the event of obstacles at the front and rear   |
|                                | - XDS electronic differential lock  |
|                                | - driving profile selection   |
|                                | - electric front and rear windows   |
|                                | - air conditioning system, individual settings for temperature, air distribution and fan speed  |
|                                | - interior lights with switch-off delay and dimming function, 2 LED reading lights at the front and rear  |
|                                | - illuminated vanity mirror in sun visors   |
|                                | - Plus multifunction display  |
|                                | - Driver Alert system, on the basis of characteristic steering behaviour, time of day and journey duration, recognises signs of possible driver fatigue and gives a visual and acoustic warning |
|                                | - Composition Colour radio  |
|                                | - sports running gear, lowered body   |
|                                | - warning lamp for washer fluid level   |

## Optional equipment

|  |  |
|--|--|
| <b>Extended warranty</b>                 | <b>Extended warranty, one-year contract in addition to the manufacturer's warranty</b>   |
|  | ..., total distance travelled 30,000 km  |
|  | ..., total distance travelled 60,000 km  |
|  | ..., total distance travelled 90,000 km  |
|  | <b>Extended warranty, two-year contract in addition to the manufacturer's warranty</b>   |
|  | ..., total distance travelled 40,000 km  |
|  | ..., total distance travelled 80,000 km  |
|  | ..., total distance travelled 120,000 km   |
|  | <b>Extended warranty, three-year contract in addition to the manufacturer's warranty</b>   |
|  | ..., total distance travelled 50,000 km  |
| ..., total distance travelled 100,000 km |  |
| ..., total distance travelled 150,000 km |  |
| <b>Displays</b>                          | <b>Active Info Display, colour display, various information profiles available</b><br>(can only be ordered in conjunction with Composition Media radio)  |
| <b>Equipment and design packages</b>     | <b>ArtVelours interior package with de luxe sports seats at the front</b><br>- leather handbrake lever; leather trim multifunction steering wheel (for models with a DSG dual-clutch gearbox with paddles); leather trim gear lever knob; centre seat panels in ArtVelours microfleece; front sports de luxe seats; heated front seats; warning lamp for washer fluid level  |
| <b>Car-Net</b>                           | <b>App-Connect</b><br>- 2 USB ports (also for iPod/iPhone); selected apps for Android smartphones and Apple iPhones can be displayed and operated using the touchscreen for the radio or navigation system<br>(can only be ordered in conjunction with Composition Media radio)  |
|  | <b>App-Connect and Volkswagen Media Control</b><br>- 2 USB ports (also for iPod/iPhone); a tablet/iPad can be connected to the vehicle's Infotainment system via a wireless connection and an app; the following functions are possible: display for navigation information; controls for the radio, media player and sound settings; results from Google searches, locations of meetings in the calendar and addresses from the telephone book contacts in the tablet/iPad can be sent as destinations to the navigation system<br>(can only be ordered in conjunction with Discover Media navigation function) |
|  | <b>CarStick LTE</b><br>(can only be ordered in conjunction with Discover Media navigation function)  |
|  |  |
|  |  |
| <b>Roof systems</b>                      | <b>Panoramic sliding/tilting roof</b>  |
| <b>Decorative trims</b>                  | <b>Deep Iron Metallic decorative trims for the dash panel and door panel trim</b>  |
| <b>Anti-theft alarm system</b>           | Anti-theft alarm system with interior monitoring, back-up horn independent of the vehicle electrical system, tow-away protection and central locking with SAFELOCK   |

Fuel consumption in litres/100 km: between 6.3 and 6.1 (combined); CO<sub>2</sub> emissions in g/km: between 144 and 138 (combined); efficiency classes: D to C.

## Optional equipment

|   |   |
|---|---|
| <b>Driver assist systems</b>  | <b>ACC Adaptive Cruise Control up to 210 km/h and Front Assist area monitoring system with City Emergency Braking<sup>1)</sup></b>  |
|   | - as an advanced version of the cruise control system, this system automatically adapts the speed up to a selected maximum speed in accordance with the vehicle in front and maintains the distance set by the driver; ACC Adaptive Cruise Control system up to 210 km/h and Front Assist area monitoring system with City Emergency Braking (for ACC Adaptive Cruise Control up to 210 km/h); "stop & go" (only for models with DSG dual-clutch gearbox) |
|   | <b>Blind Spot sensor with Rear Traffic Alert<sup>2)</sup></b>   |
|   | - uses visual signals in the corresponding exterior mirror to draw driver's attention to vehicles that could pose a risk when turning or changing lanes (only available in conjunction with electrically adjustable, folding and heated exterior mirrors with front passenger exterior mirror lowering function)  |
|   | <b>Park Assist park assist steering system including parking aid</b>  |
|   | - signals warn of obstacles at the front and rear, steers the vehicle automatically into bay and parallel parking spaces and also back out of parallel parking spaces   |
|   | <b>Proactive occupant protection system in conjunction with Front Assist area monitoring system</b>   |
| - prepares vehicle occupants and vehicle for a possible accident by tensioning the front seat belts, when fastened, to restrain the driver and front passenger and by closing open windows and the sliding roof until only a small gap is open; detects driving situations where there is a high risk of an accident taking place; recognises critical distances and helps to shorten stopping distance; gives the driver a visual and acoustic warning in dangerous situations together with a preventive warning jolt of the brakes |   |
| <b>Rear View reversing camera</b>   |   |
| - camera image on the display of the radio or navigation system shows area behind the vehicle (can only be ordered in conjunction with Connectivity package or Composition Media radio)   |   |
| <b>Suspension</b>   | <b>Sport Select suspension</b>  |
|   | - sports running gear, lowered body   |
| <b>Air conditioning systems</b>   | <b>Climatronic air conditioning system with 2-zone temperature control and allergen filter</b>  |
|   | - regulates the interior temperature according to the pre-selected temperature with automatic adaptation of fan speed and operation of air distribution flaps, ensures a pleasant climate and makes sure that the passenger compartment is as draught-free as possible in all operating and weather conditions; glove box with cooling facility; dust and pollen filter with an activated charcoal filter   |
| <b>Paint finishes</b>   | Flash Red   |
|   | Pure White  |
|   | Metallic/Pearl Effect   |
| <b>Light and Sight</b>  | <b>Light and Sight package</b>  |
|   | - automatic driving light control, with LED daytime running lights, Leaving Home function and manual Coming Home function; automatically dimming interior mirror; rain sensor   |
| <b>Multimedia systems</b>   | <b>Connectivity package</b>   |
|   | - mobile phone interface, USB port (also for iPod/iPhone)   |

Fuel consumption in litres/100 km: between 6.3 and 6.1 (combined); CO<sub>2</sub> emissions in g/km: between 144 and 138 (combined); efficiency classes: D to C.

1) Initiates emergency braking in order to reduce accident severity or prevent a collision entirely.

2) Monitors the area behind and next to the vehicle when reversing out of a parking space; provides visual and acoustic warning signals when a vehicle crossing the manoeuvring path is detected.

Can initiate emergency braking to mitigate the severity of a collision or prevent a collision altogether.



## Optional equipment

|  |   |
|--|---|
| <b>Radio and navigation systems</b>  | <b>Composition Media radio</b>  |
|  | - 6 loudspeakers; control panel with proximity sensors; CD drive; twin tuner with phase diversity for the best possible radio reception; vehicle menu; speed-dependent volume adjustment; 3-channel tone control; multi-colour TFT display with touchscreen operation (diagonal screen measurement 20.3 cm); MP3 player function with track and album cover display; SD card slot; mobile phone interface; USB port also for iPod/iPhone  |
|  | <b>Discover Media navigation function for Composition Media radio</b>   |
|  | - free navigation software update downloads for up to five years after the end of production of the generation of devices; user interface with proximity sensors; Guide & Inform <sup>1)</sup> , one-year contract; CD-drive; twin tuner with phase diversity for optimum radio reception; vehicle menu; speed-sensitive volume control; map in topographical 2.5D display (bird's-eye view); three-phase sound control; multicoloured TFT display with touchscreen operation (diagonal screen measurement 20.3 cm); MP3 playback function with title and album cover display; navigation data for Europe on SD card; SD card slot; phone contact address details for entering destinations into navigation system; phone interface; USB interface, including for iPod/iPhone; traffic sign display <sup>2)</sup> ; Volkswagen Media Control and App-Connect; dynamic route guidance via separate RDS TMC tuner |
|  | (can only be ordered in conjunction with Composition Media radio)   |
|  | <b>6 loudspeakers</b>   |
|  | (can only be ordered in conjunction with Composition Colour radio)  |
|  | <b>DAB+ digital audio broadcasting</b>  |
|  | - reception of digital broadcasts and traffic news in addition to analogue radio stations; reception depends on local availability of digital networks; expanded range of radio stations; improved reception  |
|  | (can only be ordered in conjunction with Composition Media radio)   |
| <b>beats sound system</b>  |   |
| - 6 loudspeakers; 8-channel digital amplifier; total output of 300 watts     |   |
| <b>Voice control</b>   |   |
| (can only be ordered in conjunction with Discover Media navigation function) |   |
| <b>Smoker package</b>  | <b>Ashtray and cigarette lighter at the front</b>   |
| <b>Wheels/tyres – 18</b>   | <b>Brescia</b>  |
|  | - four 7.5 J x 18 alloy wheels in Black, burnished finish, 215/40 R 18 tyres, individual installation   |
| <b>Wheels/tyres - spare wheels</b>   | <b>Space and weight-saving spare wheel, 18 inch</b>   |
| <b>Wheels/tyres - winter wheels (additional)</b>                             | <b>Merano winter wheels</b>   |
|  | - 4 ki6 J x 16 alloy wheels, 185/60 R 16 H winter tyres; tool kit and jack  |

Fuel consumption in litres/100 km: between 6.3 and 6.1 (combined); CO<sub>2</sub> emissions in g/km: between 144 and 138 (combined); efficiency classes: D to C.

1) The use of Car-Net Guide & Inform and Security & Service is governed in a separate agreement concluded online with Volkswagen AG. To be able to use Car-Net services for the full term, you must register your vehicle at [www.volkswagen.com/Car-Net](http://www.volkswagen.com/Car-Net) within 90 days of taking delivery of your vehicle. If registered after this time, the duration of the free term will be shorter.

Use of the mobile online services by Car-Net Guide & Inform is only possible in conjunction with the optional extra Discover Media. You also require a mobile Internet-capable device (e.g. smartphone) that can act as a mobile Wi-Fi hotspot.

With the optional Car-Stick LTE in conjunction with the Discover Media navigation system, you can also easily establish an Internet connection for your navigation device as well as a Wi-Fi hotspot in the vehicle. Car-Net Guide & Inform services are only available in conjunction with an existing mobile phone contract between you and your mobile phone company or with a contract concluded separately for this purpose and only where coverage is available. Depending on your mobile phone tariff, receiving data from the Internet may incur additional charges, particularly if you are using the phone abroad (e.g. roaming charges). Due to the amount of data needed when using Car-Net services, we strongly recommend signing up to a flat data rate with your mobile phone provider.

2) Shows the traffic signs stored on the navigation data carrier on the display of the navigation system; the validity of the traffic signs shown depends on the status of the navigation data used.

Our vehicles are fitted with summer tyres as standard. For more information, please contact your Volkswagen Dealer.

## Optional equipment

|                       |  |
|-----------------------|--|
| <b>Windows</b>        | <b>Tinted rear window and rear side windows</b>  |
| <b>Headlights</b>     | <b>LED headlights</b><br>- LED headlights for main and dipped beams; dynamic headlight range control   |
| <b>Locking system</b> | <b>Keyless<sup>1)</sup> Access locking and starting system with SAFELOCK</b><br>- automatic locking and starting system for which the driver requires the vehicle key but does not need to have it in their hand;<br>if the driver is carrying the vehicle key and approaches the vehicle, it will be automatically unlocked; the driver can start the vehicle easily by pressing the start button<br>(Only available in conjunction with anti-theft alarm system) |
| <b>Mirrors</b>        | <b>- electrically adjustable, folding, and heated exterior mirrors, front-passenger exterior mirror tilt function</b>  |
| <b>Mobile phone</b>   | <b>Mobile phone interface with inductive charging function</b><br>(can only be ordered in conjunction with Composition Colour radio or Composition Media radio)<br>..., can only be ordered in conjunction with Composition Colour radio and Connectivity package<br>..., in conjunction with Composition Media radio  |

## Volkswagen Lifestyle

| Article designation                           | Article number    |
|---|-------------------|
| Smartphone cover, iPhone 7, matt black        | 5G1.087.315.A     |
| Smartphone cover iPhone 7, GTI Clark design   | 5KA.051.708       |
| Plastic wristwatch                            | 5KA.050.830       |
| Sunglasses, polarising, matt black            | 5G1.087.900. .041 |
| Cup, GTI Clark design                         | 5KA.069.601       |
| Cup, GTI one                                  | 5KA.069.601.A     |
| Drinks bottle, GTI design                     | 5KA.069.601.B     |
| Tornado red thermal cup, with laser engraving | 5KA.069.604       |
| 3D relief keyring, die-cast zinc              | 5KA.087.010       |
| Sports bag, black, 3 external pockets         | 5KA.087.318       |
| Umbrella, semi-automatic                      | 5KA.087.600       |

Fuel consumption in litres/100 km: between 6.3 and 6.1 (combined); CO<sub>2</sub> emissions in g/km: between 144 and 138 (combined); efficiency classes: D to C.

1) The remote control serves as a transmitter and has to be taken with you so that the vehicle can be unlocked, locked and started.

## Volkswagen Accessories

|  | Article designation   | Article number |
|--|---|----------------|
| <b>Exterior</b>  | <b>Volkswagen Genuine Black Line LED rear lights</b> , 1 set = 2 pieces, installation time 75 TU                  | 2G1.052.200    |
|  | <b>Volkswagen Genuine mirror caps</b> , high-gloss black, 1 set = 2 pieces  | 2G0.072.530    |
| <b>Carrier systems</b>   | <b>Volkswagen Genuine roof bars</b>   | 2G0.071.126    |
| <b>Attachments</b>   | <b>Volkswagen Genuine Comfort ski and snowboard holder</b> <sup>1), 2)</sup>                                      |                |
|  | - Comfort, for six pairs of skis or four snowboards, including pull-out function                                  | 1T0.071.129    |
|  | - Basic, for four pairs of skis or two snowboards   | 000.071.129.M  |
|  | - Basic, for six pairs of skis or four snowboards   | 000.071.129.N  |
|  | <b>Volkswagen Genuine Comfort roof box</b> <sup>1), 2)</sup> , carrying capacity: 75 kg, colour: high-gloss black |                |
|  | - Comfort 340, dimensions: 1,900 x 750 x 390 mm (L x W x H), volume: 340 l, weight: 19 kg                         | 000.071.200.AD |
|  | - Comfort 460, dimensions: 2,300 x 750 x 390 mm (L x W x H), volume: 460 l, weight: 21 kg                         | 000.071.200.AE |
|  | <b>Volkswagen Genuine bike holder</b> <sup>1), 2)</sup> , for one bike  | 000.071.128.F  |
|  | - max. load: 20 kg, own weight: approx. 4.2 kg  |                |
| - for frame diameter up to 100 mm (oval) and up to 80 mm (round)   |   |                |
| Depending on the vehicle, up to four bicycle carriers can be mounted next to one another on the roof bars or cross bars. |   |                |
| <b>Comfort &amp; protection</b>  | <b>Volkswagen Genuine luggage compartment tray</b>  | 2G0.061.161    |
|  | <b>Volkswagen Genuine luggage compartment liner</b>   |                |
|  | - for vehicles with variable luggage compartment floor  | 2G0.061.160    |
|  | - for vehicles with deep luggage compartment floor  | 2G0.061.160.A  |
|  | <b>Volkswagen Genuine luggage compartment loadliner</b>   | 2G0.061.162    |
| <b>Volkswagen Genuine luggage compartment plug-in module</b>   | 000.061.166   |                |
| <b>Child seats</b>   | <b>Volkswagen Genuine G0 plus</b>   | 5G0.019.900    |
|  | <b>Volkswagen Genuine G0 plus ISOFIX</b>  | 5G0.019.907.A  |
|  | <b>Volkswagen Genuine G1 ISOFIX DUO plus top tether</b>   | 5G0.019.909.D  |
|  | <b>Volkswagen Genuine G2-3 ISOFIT with removable backrest</b>   | 000.019.906.Q  |
|  | <b>Volkswagen Genuine G2-3 ISOFIT GTI child seat</b>  | 1KV.019.903.B  |
|  | <b>Volkswagen Genuine seat cover 2-piece design</b>   | 000.019.819.C  |

Fuel consumption in litres/100 km: between 6.3 and 6.1 (combined); CO<sub>2</sub> emissions in g/km: between 144 and 138 (combined); efficiency classes: D to C.

1) Only in conjunction with the roof bars or cross bars with T-groove profile.

2) Please observe the maximum permissible roof load.

The specified fitting times are guidelines; 100 TU (time units) correspond to one hour.



## Engine

### 147 kW (200 PS) TSI TSI with petrol particulate filter

|  |  |  |
|--|--|--|
| <b>Engine, gearbox</b>   | Engine type/valves per cylinder  | 4-cylinder petrol engine/4                                 |
|  | Injection method/turbocharger type   | Direct injection/exhaust turbocharger                      |
|  | Cubic capacity, litres/cm <sup>3</sup>   | 2.0/1,984  |
|  | Max. power, kW (PS) at rpm   | 147 (200)  |
|  | Max. torque, Nm at rpm   | 320/1,500–4,350  |
|  | Emission category  | Euro 6 <sup>4)</sup>                                       |
|  | Gearbox version  | 6-speed manual gearbox,<br>6-speed DSG dual-clutch gearbox |
| <b>Weight, kg<sup>2)</sup></b>                                       | Kerb weight <sup>1)</sup>  | 1,325 (1,355) <sup>8)</sup>                                |
|  | Gross vehicle weight   | 1,750 (1,780) <sup>8)</sup>                                |
|  | Payload <sup>7)</sup>  | 430–500 (430–500) <sup>8)</sup>                            |
|  | Axle load limit front/rear   | 950/850 (980/850) <sup>8)</sup>                            |
|  | Trailer load limits <sup>3)</sup> ,<br>braked at 12%/8% incline                        | 1,200/-  |
|  | Unbraked   | 660 (670) <sup>8)</sup>                                    |
|  | Trailer nose weight/perm. roof load  | 50/75  |
| <b>Performance<sup>10)</sup></b>                                     | Maximum speed, km/h  | 240 (238) <sup>8)</sup>                                    |
|  | Acceleration from 0–80/0–100 km/h, s   | 5.0/6.7  |
|  | Flexibility from 80–120 km/h in 4 <sup>th</sup> /5 <sup>th</sup> Gear, s <sup>9)</sup> | 5.5/7.0  |
| <b>Fuel consumption,<br/>l/100 km<sup>4), 11)</sup></b>              | Fuel in accordance with directive 99/100/EC  | Petrol <sup>5)</sup>                                       |
|  | with manual gearbox  |  |
|  | urban/extra-urban/combined   | 8.2/5.2–5.1/6.3  |
|  | with DSG dual-clutch gearbox   |  |
| urban/extra-urban/combined   | 7.3/5.5–5.4/6.2–6.1  |  |
| <b>CO<sub>2</sub> emissions<br/>combined, g/km<sup>4), 11)</sup></b> | with manual gearbox  | 144–142  |
|  | with DSG dual-clutch gearbox   | 141–138  |
| <b>Efficiency class<sup>4), 11)</sup></b>                            | with manual gearbox  | D  |
|  | with DSG dual-clutch gearbox   | C  |
| <b>Tank volume, litres</b>   | Petrol   | 40   |

Information on notes 1) to 10) can be found on page 10; information for 11) can be found on the back page.

## Notes

<sup>1)</sup> Unladen weight with driver 68 kg, 7 kg luggage and fuel tank filled to a volume of 90%, determined in accordance with the currently valid version of directive 92/21/EEC.

<sup>2)</sup> The specific optional extras of each vehicle result in an individual weight and consequently differing figures for consumption and CO<sub>2</sub> emissions.

<sup>3)</sup> The engine's power will drop at higher altitudes. At 1,000 m above sea level and for every additional 1,000 m, deduct 10% from the gross combination weight (trailer load limit plus gross vehicle weight of the towing vehicle).

<sup>4)</sup> The specified values were obtained using the legally required measurement procedure. These figures do not refer to a particular vehicle and do not constitute part of the offer but are purely for comparison purposes between the various types of vehicle. The fuel consumption and CO<sub>2</sub> emissions of a vehicle not only depend on the efficient use of the fuel by the vehicle but are also influenced by the driving behaviour and other non-technical factors (e.g. environmental conditions). Additional equipment and accessories (add-on parts, tyres, etc.) may alter relevant vehicle parameters such as weight, rolling resistance and aerodynamics, thus affecting consumption and driving performance values beyond the effects of weather and traffic conditions.

Note in accordance with the current version of Directive 1999/94/EC: further information regarding official fuel consumption and the official, specific CO<sub>2</sub> emissions for new passenger vehicles can be found in the "Guidelines on fuel consumption, CO<sub>2</sub> emissions and electricity consumption of new cars" which is available free of charge from all points of sale and DAT Deutsche Automobil Treuhand GmbH, Hellmuth-Hirth-Straße 1, 73760 Ostfildern, Germany, or at [www.dat.de](http://www.dat.de).

Efficiency classes evaluate vehicles on the basis of CO<sub>2</sub> emissions, taking into account the vehicle's unladen weight. Vehicles corresponding to the average are given a D rating. A+, A, B or C ratings are given to vehicles which are better than the present-day average and E, F or G to those below that average.

<sup>5)</sup> The details given on performance and consumption apply to the use of sulphur-free 95 RON premium fuel, in accordance with DIN EN 228. The fuel grade 95 RON unleaded containing a maximum of 10% ethanol (E10) is permitted for use in principle. Detailed information on the compatibility of E10 fuels can be obtained from [www.volkswagen.com](http://www.volkswagen.com) or at [www.dat.de/e10liste/e10vertraeglichkeit](http://www.dat.de/e10liste/e10vertraeglichkeit).

<sup>6)</sup> Vehicles with emission class Euro 6

<sup>7)</sup> The payload includes 68 kg for the driver and 7 kg for luggage.

<sup>8)</sup> Figures in brackets apply to DSG dual-clutch gearbox.

<sup>9)</sup> manual gearbox only

<sup>10)</sup> The values are only valid for vehicles with a run-in engine and optimum road and weather conditions.

### Additional information





With its flexible service solutions, Volkswagen uses technology that means you only have to take your car for a service when it really needs one.

The special feature of this is that in order to determine the time of the service, the individual operating conditions (personal driving style and operating conditions) are considered as well as the use of Long-Life engine oil.

The service interval display in the instrument cluster serves to remind the driver when the next service event is due.

- Inspection with oil change:
  - according to service interval display (max. 30,000 km/2 years)
- inspection with extended work:
  - according to service interval display (max. 60,000 km/3 years)

## Tyre labelling

|              | Size        | Fuel efficiency class/<br>rolling resistance | Wet grip class | External rolling noise/<br>noise emissions   |
|--------------|-------------|--|----------------|--|
| Summer tyres | 215/45 R 17 | C  | A              | 68 dB   |
|              | 215/40 R 18 | E-C  | A              | 72-70 dB    |
| Winter tyres | 185/60 R 16 | E-C  | B              | 71-66 dB  -  |



Energy efficiency class/roll resistance – the right tyres help you to save energy.



Wet grip class – short stopping distances increase your safety.



External rolling noise/noise emissions – quieter tyres enhance ride comfort and the lower noise level lessens the burden on the environment.

## Dimensions

|                     |   | Polo GTI          |
|---------------------|---|-------------------|
| Exterior dimensions | Min. length/max. length, mm   | 4,067/4,185       |
|                     | Min. width/max. width/width including exterior mirrors, mm          | 1,751/1,751/1,964 |
|                     | Max. height, mm   | 1.438             |
|                     | Ground clearance, mm  | 143               |
|                     | Height from open boot lid/floor, mm <sup>1)</sup>                   | 1.990             |
| Luggage compartment | Length, seat bench folded up/down, mm                               | 699/1,432         |
|                     | Width between the wheel housings, mm                                | 1.002             |
|                     | Luggage compartment volume with rear seat bench folded up, litres   | 305               |
|                     | Luggage compartment volume with rear seat bench folded down, litres | 1.079             |
| Further information | Turning circle, mm  | approx. 10,600    |

Fuel consumption in litres/100 km: between 6.3 and 6.1 (combined); CO<sub>2</sub> emissions in g/km: between 144 and 138 (combined); efficiency classes: D to C.

1) Value for unladen weight as per DIN 70020, the value may vary depending on the equipment involved.

Due to logistical and production-related reasons, specific makes of tyres cannot be ordered.

Additional information on the dimensions is available from your Volkswagen Dealer or online at [www.volkswagen.com](http://www.volkswagen.com).

# The Polo GTI

825.1223.57.18 · Printed in Germany

Subject to change, errors excepted · Issue: 6 December 2018

[www.volkswagen.com](http://www.volkswagen.com)

11) The specified consumption and emissions values were obtained using the legally required measurement procedure. Since 1 September 2017, certain new vehicles have been type-approved according to the Worldwide Harmonised Light Vehicle Test Procedure (WLTP), a new, more realistic testing process for measuring fuel consumption and CO<sub>2</sub> emissions. The WLTP will gradually replace the New European Driving Cycle (NEDC) from 1 September 2018. Due to the more realistic testing conditions, the fuel consumption and CO<sub>2</sub> emissions values measured according to the WLTP are often higher than those measured under the NEDC. This may result in corresponding changes in vehicle taxation from 1 September 2018. Further information about the differences between the WLTP and NEDC is available at [www.volkswagen.de/wltp](http://www.volkswagen.de/wltp).

NEDC values are still a mandatory part of communications. For new vehicles that have received type approval according to the WLTP, NEDC values will be derived based on WLTP values. The additional provision of WLTP values is voluntary until their application becomes mandatory. If NEDC values are specified as a range, they are not based on a single, individual vehicle and do not form part of the offer. They are provided purely for comparison purposes between the various types of vehicle. Additional equipment and accessories (attachments, tyre format, etc.) could change relevant vehicle parameters, such as weight, rolling resistance and aerodynamics. As well as weather and traffic conditions and personal driving style, these add-ons could also affect a vehicle's fuel consumption, power consumption, CO<sub>2</sub> emissions and performance.

Further information regarding official fuel consumption and the official, specific CO<sub>2</sub> emissions for new passenger vehicles can be found in the "Guidelines on fuel consumption, CO<sub>2</sub> emissions and electricity consumption of new cars" which is available free of charge from all points of sale and DAT Deutsche Automobil Treuhand GmbH, Hellmuth-Hirth-Str. 1, 73760 Ostfildern-Scharnhausen, Germany ([www.dat.de/co2](http://www.dat.de/co2)).